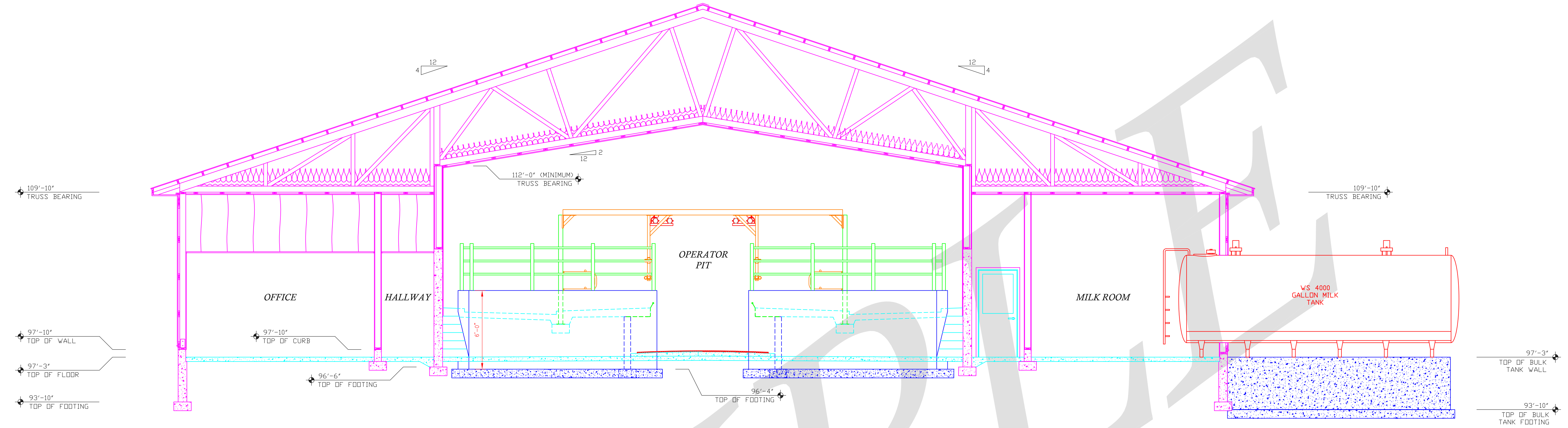
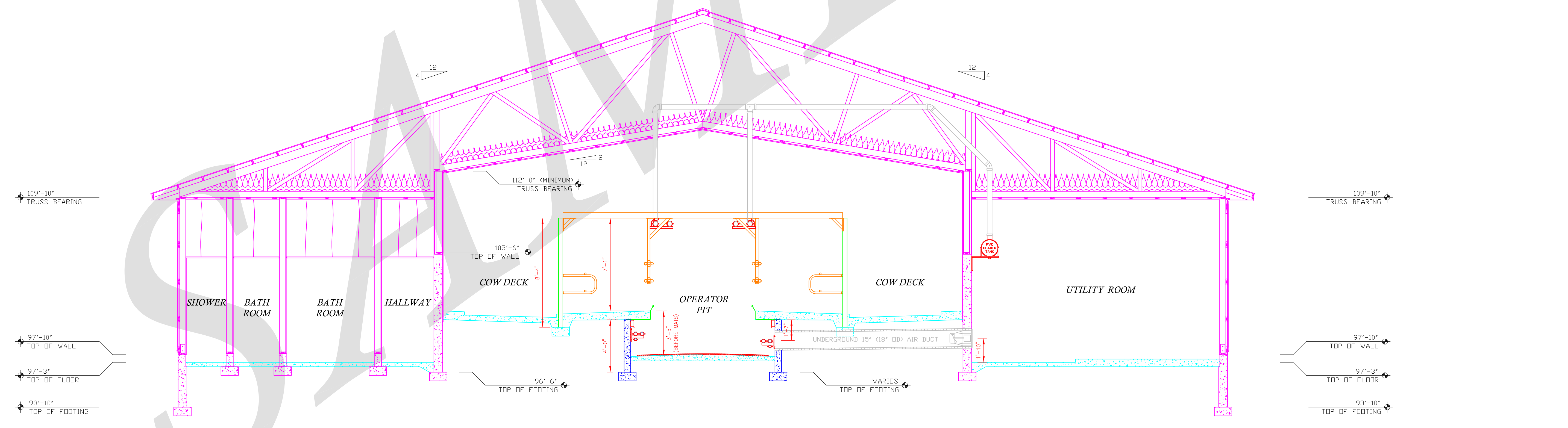


COPYRIGHT
 COPYRIGHT © 2014 CENTRAL AG SUPPLY INC.
 FOR ANYONE TO USE OR REPRODUCE OR TRANSMIT IN ANY FORM OR BY ANY MEANS, ELECTRONIC OR MECHANICAL, INCLUDING PHOTOCOPYING, RECORDING, OR BY ANY INFORMATION STORAGE AND RETRIEVAL SYSTEM, WITHOUT THE WRITTEN PERMISSION OF CENTRAL AG SUPPLY INC. THIS DRAWING AND ALL INFORMATION CONTAINED HEREIN IS THE PROPERTY OF CENTRAL AG SUPPLY INC.

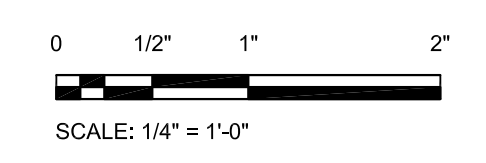
SPECIAL NOTICE
 THESE PLANS ARE FURNISHED AS ONE EXAMPLE OF A MILKING SYSTEM. THE SYSTEM DEPICTED MAY NOT BE THE MOST EFFICIENT OR ECONOMICAL FOR YOU. CENTRAL AG SUPPLY INC. DOES NOT MAKE ANY REPRESENTATIONS OR WARRANTIES, EXPRESSED OR IMPLIED, AS TO THE EFFICIENCY OF THE SYSTEM DEPICTED IN THESE DRAWINGS OR ITS APPROPRIATENESS FOR USE IN YOUR DAIRY BUSINESS. THESE PLANS AND THE CONSTRUCTION OF THE DEPICTED FACILITY ARE SUBJECT TO VARIOUS BUILDING CODES, ORDINANCES, AND REGULATIONS OF STATE, COUNTY, CITY AND OTHER GOVERNMENTAL UNITS. COMPLIANCE WITH ALL APPLICABLE CODES, ORDINANCES, AND REGULATIONS IS THE RESPONSIBILITY OF THE CONTRACTOR. BEFORE ANY CONSTRUCTION BEGINS, ALL DRAWINGS AND SPECIFICATIONS IN THESE PLANS SHOULD BE EXAMINED AND APPROVED BY A REGISTERED ARCHITECT AND/OR AN AGRICULTURAL ENGINEER.
 CENTRAL AG SUPPLY INC. DOES NOT IMPLY TO BE A BUILDING CONTRACTOR OR A GENERAL CONTRACTOR, AND DOES NOT ASSUME ANY RESPONSIBILITY FOR THE USE OF THESE DRAWINGS BY ANY CONTRACTOR INVOLVED IN THE CONSTRUCTION OF THE DEPICTED FACILITY. WITHOUT THE WRITTEN PERMISSION OF CENTRAL AG SUPPLY INC., NO PART OF THESE DRAWINGS SHALL BE REPRODUCED, COPIED, OR TRANSMITTED IN ANY FORM OR BY ANY MEANS, ELECTRONIC OR MECHANICAL, INCLUDING PHOTOCOPYING, RECORDING, OR BY ANY INFORMATION STORAGE AND RETRIEVAL SYSTEM. ANY CONTRACTOR MUST CHECK ALL DETAILS AND DIMENSIONS AND BE RESPONSIBLE FOR ANY CHANGES OR ADJUSTMENTS REQUIRED DURING ACTUAL CONSTRUCTION. NO REPRESENTATION IS MADE OR IMPLIED FOR ACCURACY.



1 PARLOR SECTION
 SCALE: 1/4" = 1'-0"



2 PARLOR SECTION
 SCALE: 1/4" = 1'-0"



W5938 SHADY LANE ROAD, JUNEAU, WI 53039
 PHONE 920-386-2611 • Fax 920-386-3378
www.centralagsupply.com



REVISIONS	
NO.	DATE
1	08/28/14
2	10/17/14

DRAWING NO: **A640**
 DRAWING TITLE: **PARLOR SECTIONS**